

Year 1 – Summer Block 2 – Singular and Plural – Adding ‘-es’

About This Resource:

This PowerPoint has been designed to support your teaching of this small step. It includes a starter activity and an example of each question from the Varied Fluency and Application and Reasoning resources also provided in this pack. You can choose to work through all examples provided or a selection of them depending on the needs of your class.

National Curriculum Objectives:

English Year 1: (1G6.3) Regular plural noun suffixes –s or –es [for example, dog, dogs; wish, wishes], including the effects of these suffixes on the meaning of the noun

Terminology for pupils:

- (1G6.3) singular
- (1G6.3) plural

More resources from our Grammar, Punctuation and Spelling scheme of work.

Did you like this resource? Don't forget to review it on our website.

Year 1 – Summer Block 2 – Singular and Plural – Adding ‘-es’

Notes and Guidance:

- Children should now have an understanding of the difference between singular and plural nouns, knowing that singular nouns are used to describe one person, place or object; plural nouns are used to describe more than one person, place or object.
- Children should now be familiar that most plural nouns are formed by adding ‘s’ and be able to correctly use these in their writing.
- In this step children will learn that not all plural nouns are formed by adding ‘s’, and that some add ‘es’ instead.
- All singular nouns ending in –s, -x, -z, -sh, -ch, or –ss must add ‘es’ to the end of the word to form the plural, instead of ‘s’.
- Children will see examples of words which add ‘es’ to form the plural and will practise changing words from singular to plural following the same patterns.
- They will be able to complete sentences using the plural form of nouns ending in –s, -x, -z, -sh, -ch, or –ss.

Focused Questions

- Write the plural noun to match the picture.
- Complete the sentence adding the correct plural noun, using pictorial support.

Step 4: Adding '-es'

Introduction

Sort these singular and plural nouns under the correct headings.

Singular

Plural

car

roads

boats

light

wheel

chairs

house

pens

Introduction

Sort these singular and plural nouns under the correct headings.

Singular

car
light
wheel
house

Plural

roads
boats
chairs
pens


Varied Fluency 1

Add '-es' to the words and then match them to the pictures.

dress_____

brush_____

church_____




Varied Fluency 1

Add '-es' to the words and then match them to the pictures.

dress**es**

brush**es**

church**es**



Varied Fluency 2

Circle the correct spelling to match the picture.



foxess
foxs

fox
foxes

Varied Fluency 2

Circle the correct spelling to match the picture.



foxess
foxs

fox
foxes

Varied Fluency 3

True or false? The word below is spelt correctly.



buss

Varied Fluency 3

True or false? The word below is spelt correctly.



buss

False, it should be 'buses'.

Application 1

Sort these words into the table.

correct use of -
es

incorrect use
of -es

pitches
toyes

pilles
sixes

bookes
classes

Application 1

Sort these words into the table.

correct use of -
es

classes

sixes

pitches

incorrect use
of -es

pilles

bookes

toyes

Application 2

Use the first sentence to complete the second sentence.

My gran gives me a kiss on the top of my head.

My gran gives me lots of _____ on the top of my head.

Application 2

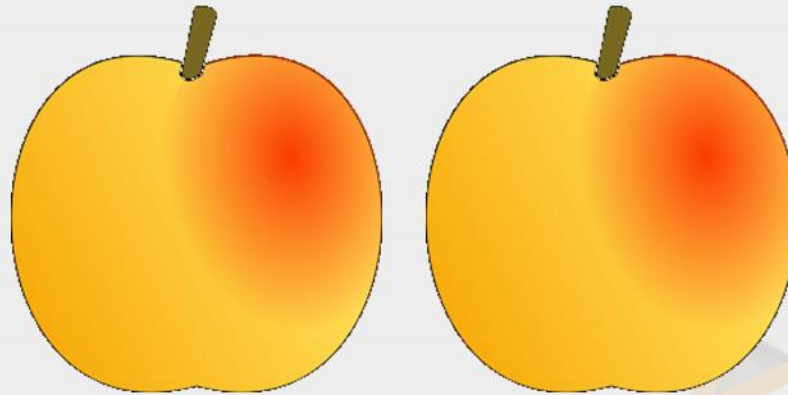
Use the first sentence to complete the second sentence.

My gran gives me a kiss on the top of my head.

My gran gives me lots of kisses on the top of my head.

Reasoning 1

Kiran has written a word to match the picture below, but she has made a mistake.

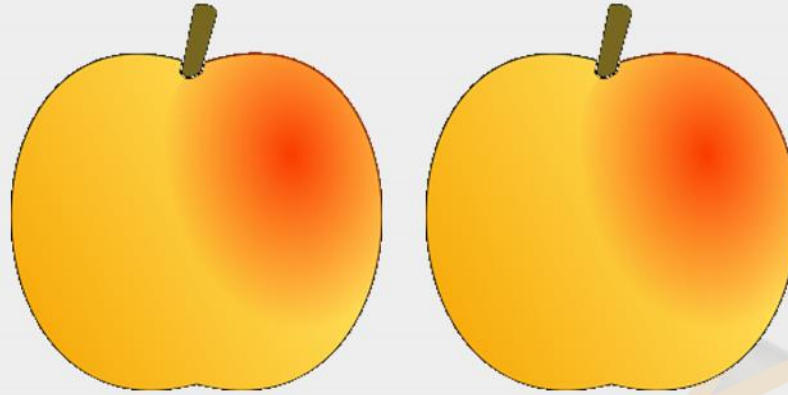


peachs

Explain what Kiran has done wrong and what she should have written.

Reasoning 1

Kiran has written a word to match the picture below, but she has made a mistake.



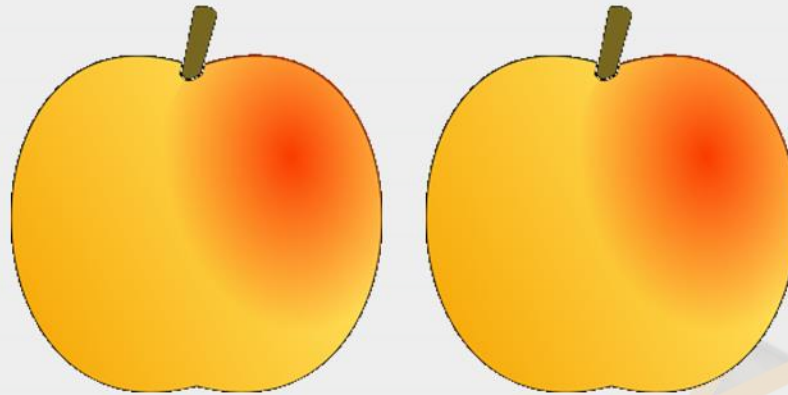
peachs

Explain what Kiran has done wrong and what she should have written.

Kiran has only added an '-s', but...

Reasoning 1

Kiran has written a word to match the picture below, but she has made a mistake.



peachs

Explain what Kiran has done wrong and what she should have written.

Kiran has only added an '-s', but she should have added '-es'.